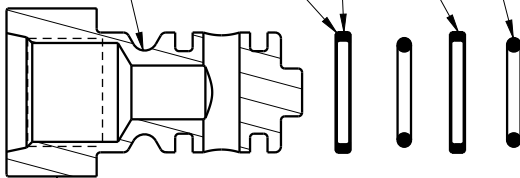


Lubricate all seals with clean hydraulic oil prior to assembly.
Do not use silicone based lubricants.

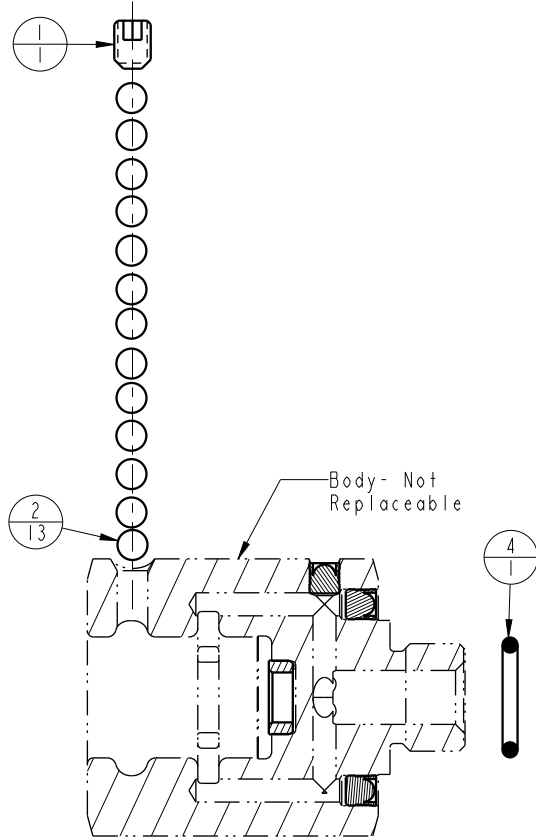
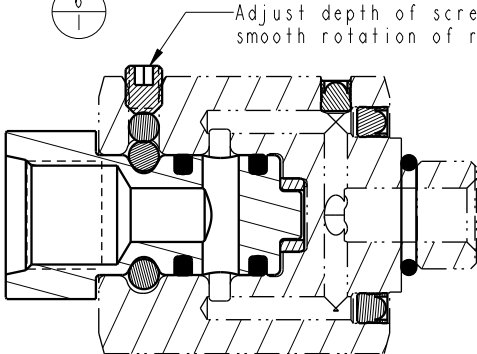


Use extreme caution!
Do not damage rotor seals during assembly.

Coat ball groove with lithium grease



Adjust depth of screw for smooth rotation of rotor



Maximum RPM		
Hydraulic Pressure (psi)	Petroleum Based Oil	Water Glycol Based Oil
	Maximum RPM	
500	915	360
1000	460	180
2000	230	90
3000	150	60
4000	115	45
5000	90	35

No.	QTY	PART No.	DESCRIPTION	Standard Seal Kit
N/A	N/A	60320004	KIT, SEAL, STANDARD	NOTED
6	1	83210601	ROTOR, RU, SP, SAE 6, INLINE	
5	2	39051013	O-RING, (-013)	X
4	1	39051010	O-RING, (-906)	X
3	2	39010068	SEAL, ROTOR	X
2	13	23600014	BALL, STEEL, ALLOY, .156	X
1	1	21440003	SHSS, FLAT POINT, SELF-LOCKING	X

PARTS LIST



VEKTEK, INC.
1334 E. SIXTH AVE. P.O. BOX 625
EMPORIA, KS. 66801 U.S.A.

ASSEMBLIES AFFECTED
32-1261-00

PARTS LIST, ASSY, RU, SP, SAE 6, INLINE

SIZE
A PL3210

REV
F

F	4030	RELEASE	JDW	12/20/19
REV	IN ACCORDANCE WITH ECN	EFFECTIVE DATE	REVISED BY	DATE
DRW BY:	JACOB	DRAWING STATUS: Released		
DATE:	11/08/95	PRODUCTION APPROVED FOR RELEASED STATUS ONLY		

FORM FEG035_PL_ASIZE, REV. B

SHEET 1 OF 1